

Lakson Tactical Fund (Formerly Lakson asset Allocation Global Commodities Fund)

Managed by: Lakson Investments Limited

Category
OE-Asset Allocation Fund

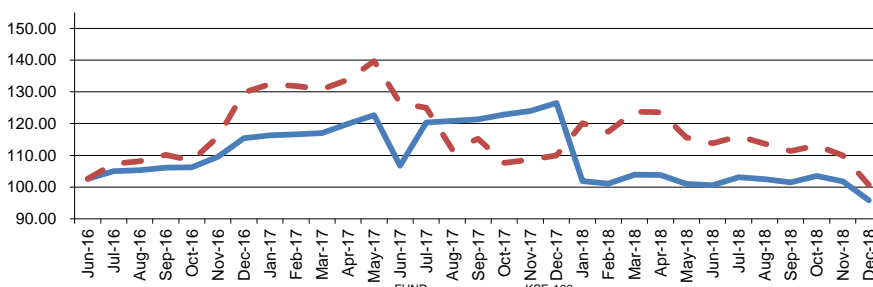
Overview: Lakson Tactical Fund (Formerly Lakson Asset Allocation Global Commodities Fund) ("the Fund") was established under Trust Deed executed on May 30, 2011 between Lakson Investments Limited as its Management Company and Central Depository Company of Pakistan Limited (CDC) as its Trustee. The Fund is an open end mutual fund and is listed on Pakistan Stock Exchange Limited (Previously: Lahore Stock Exchange), KPMG Taseer Hadi & Co. Chartered Accountants are the Auditors of Lakson Tactical Fund (Formerly Lakson Asset Allocation Global Commodities Fund).

MFP Ranking - 1Yr	
31-Dec-18	30-Jun-18
★★★★	★★★★
Good	Good
Mgt. Quality Rating	
-	
Performance Date	
31-Dec-18	

Risk / Return Analysis (1 yr)

Return	
Excess Return*	-7.15%
Peer Average	-9.14%
Peer Maximum	3.47%
Peer Minimum	-17.94%

Fund Price vs. KSE-100 Index



Risk

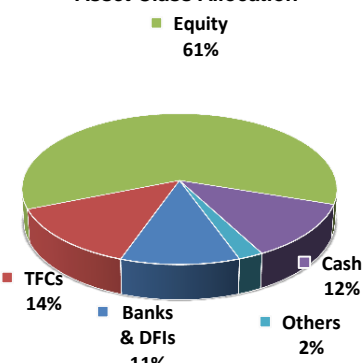
Avg. Downside Risk	1.30%
Peer Average	1.29%
Peer Maximum	2.62%
Peer Minimum	0.20%

Peer Funds Count 11 Source: PSX, Fund Manager Report

History

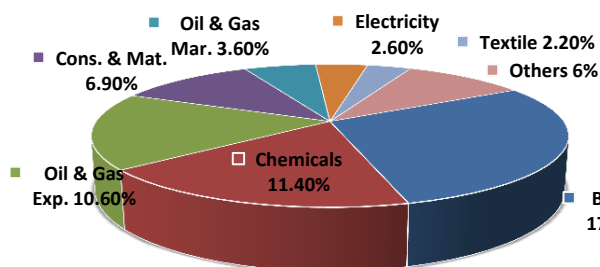
	31-Dec-16	30-Jun-17	31-Dec-17	30-Jun-18	31-Dec-18
MFP Ranking - 5Yr	MFR-2 Star	MFR-3 Star	MFR-3 Star	MFR-3 Star	MFR-3 Star
MFP Ranking - 3Yr	MFR-2 Star	MFR-3 Star	MFR-3 Star	MFR-3 Star	MFR-4 Star
MFP Ranking - 1Yr	MFR-3 Star	MFR-4 Star	MFR-4 Star	MFR-4 Star	MFR-4 Star
NAV (Rs.)	115.42	106.69	126.45	100.61	95.83
Fund Size (Rs. M)	1,544.0	1,226.0	1,192.0	1,220.0	991.0
Dividend (Rs.)	-	13.26	-	-	-
Bonus (%)	-	-	-	-	-
Revenues (Rs. M)	202.5	157.1	(100.9)	(8.6)	(37.0)
Dividend Income	13.3	26.3	18.9	25.3	18.4
Realized Cap. Gains	-	115.6	(46.0)	(53.0)	(2.6)
Unrealized Cap. Gains	82.1	22.9	(94.8)	(14.1)	(75.4)
Other Income	107.1	(7.8)	21.0	33.3	22.5
Expense Ratio (Annldz)	0.0	2.3%	2.0%	1.5%	2.1%

Asset Class Allocation

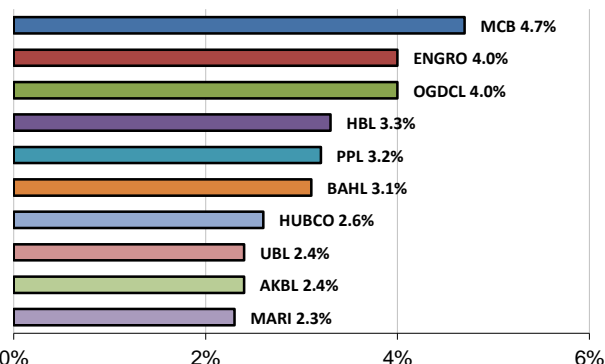


Source: Financial Statement of the Fund

Portfolio Diversification Including TFC



Top 10 Holdings (% Total Assets)



Source: Fund Manager Report

Source: Fund Manager Report

Ranking Scale: MFR 5-Star (Top 10%), MFR 4-Star (Next 22.5%), MFR 3-Star (Next 35%), MFR 2-Star (Next 22.5%), MFR 1-Star (Last 10%)

* Calculated as the difference between fund return and risk free rate